



Review LCD (STC1160) Signature Pad Quick Start Guide


Thanks for choosing the Scriptel Review LCD Signature Pad!

This guide will help you get started and show you how to make the most of it.

What's in the Box?

- One Review LCD Signature Pad (SCT1160)
- One HDMI connector cable and USB power cable, and an attachment cover with screws
- AC adapter (only needed if USB ports cannot supply enough current).
- One stylus with 2 replaceable tips and an extractor tool

Connecting the Review LCD Pad



Cable Connections

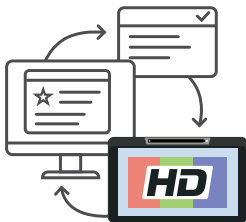
- **Single HDMI plug** → Connect to the Review Pad.
- **Three Pronged end:**
 1. **HDMI** → Plug into your computer's HDMI port.
 2. **Black USB** → Plug into a USB port on your computer.
 3. **Red USB (optional)** → Use for extra power if needed (connect to another USB port or the included AC adapter).

Once connected, the Review Pad should power on and appear as a second monitor.

Setting up the Display

If the screen is duplicating your desktop (mirroring), we recommend setting the Review Pad as an extended monitor instead. You can adjust this in your computer's display settings (right-click on desktop).


ReviewHub Overview



ReviewHub Software

1. Works seamlessly with ProScript compatible applications using the same interface.
2. Lets you easily send application windows to and from the Review Pad.

Installation

1. Download for free at: scriptel.com/support/downloads.
2. Follow on-screen prompts to install.
3. After installation, reboot (or launch manually). Look for the ReviewHub icon  in the system tray.

How to Use

1. Open your document in a ProScript-compatible application.
2. Right-click the ReviewHub icon in the system tray, then left-click the open app or its taskbar icon to send it to the Review Pad.

Tip: Click again to return it to your main screen.

3. Start signing as usual in your app. Use a stylus to sign in the bottom-right box on the Review Pad. Click OK/Accept to complete.

Note: In virtual environments, Scriptel Remote may be required. Consult IT or Scriptel support.



Enable Digital Signing in Popular Applications with Scriptel

Use your Scriptel signature pad with top programs by installing our **free Sign and Save app**, alongside **ReviewHub**, and the necessary **free plug-ins**. Supported apps include:



**Adobe Reader
and Acrobat**



**Microsoft Word
and Excel**



**OpenOffice Write
and Calc**

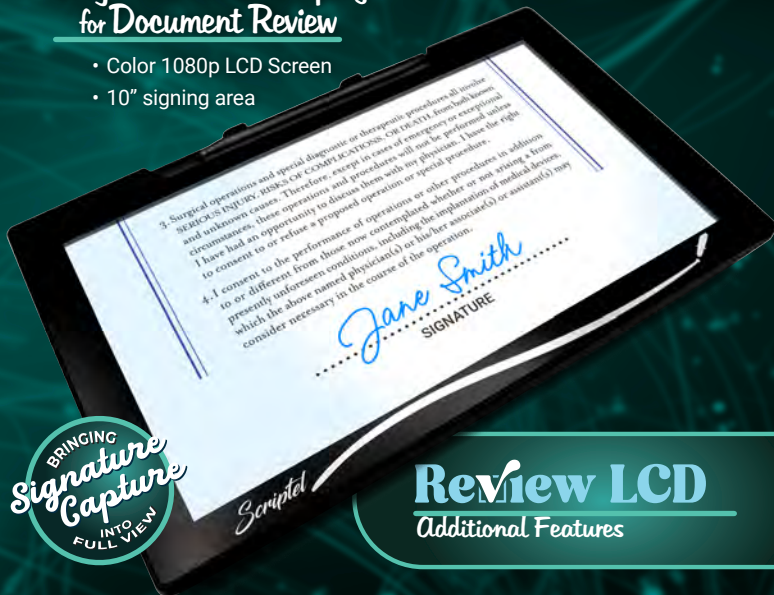
...And any application that accepts mouse or stylus input.

Get Started

- Download **Sign and Save with plug-ins** from:
<https://scriptel.com/support/downloads/>
- Follow installation and usage instructions to ensure optimal functionality and integration of your signature pad within these supported platforms.

Large Full-Color Display for Document Review

- Color 1080p LCD Screen
- 10" signing area



BRINGING
*Signature
Capture*
INTO
FULL VIEW

Review LCD

Additional Features

Digital Signage

When idle, the Review Pad can display your computer's desktop background—perfect for branding, promotions, or welcome messages.

Flexible Orientation

The screen supports both portrait and landscape modes to match your document layout needs.

<https://scriptel.com/review-lcd-signature-pad/>



Troubleshooting

We're here to help!

If you experience and issues during setup or have questions about using your Scriptel device, don't hesitate to reach out. Our team is committed to making your experience smooth and successful. Whether it's a software installation issue, compatibility question, or just a "How do I...?" moment, we want to hear from you.

Contact us directly for support:

- PHONE: **844.972.7478**
- EMAIL: support@my.scriptel.com

How to Clean a Signature Pad

https://wiki.scriptel.com/w/Cleaning_a_Scriptel_Signature_Pad

Warranty

Scriptel Corporation offers a 3-year limited warranty from date of purchase on our signature pads (2-year limited warranty on ST1475/ST1476 units).

If you see a cosmetic defect (one that affects the appearance, but not the function), please contact your point of purchase within 30 days of purchase and return it unused for replacement.

For the legal language, including what is covered by our warranty and various disclaimers and limitations, please review our full warranty policy at <https://scriptel.com/warranty>.

The warranty terms on the Scriptel website on the date of your purchase apply.

If you need to make a warranty claim, first contact your point of purchase, or send an email to: support@my.scriptel.com, including: your serial number, your contact information, and a brief description of the problem.

If you are located in the Mainland U.S., your unit may qualify for our industry-leading, overnight advanced unit replacement program (<https://scriptel.com/rapidcare/>).

Contact your point of purchase to see if you qualify.

About Scriptel



**35 years
industry
expertise**



**3 million+
solutions deployed
worldwide**



**100% U.S.
manufacturing,
service and support**

Founded in 1982 and headquartered in Columbus, Ohio, Scriptel Corporation is a recognized leader in eSignature technology and electronic document solutions. With over 3 million devices deployed worldwide, we specialize in durable, high-performance tools built for demanding business environments. Our easy-to-integrate solutions, responsive U.S.-based support, and commitment to streamlining documentation workflows make us a trusted partner across industries.



For More Information:
info@scriptel.com
[\(877\) 848-6824](tel:(877)848-6824)

Our Website:
<https://scriptel.com>

eCommerce:
<https://scriptel.com/shop>

Copyright © 2025, Scriptel Corporation, All Rights Reserved. Scriptel®, ScripTouch®, Assist™, EasyScript™, OmniScript™, ProScript™, StaticCap™, and Sign and Save™, along with their associated logos, are the property of Scriptel Corporation.